

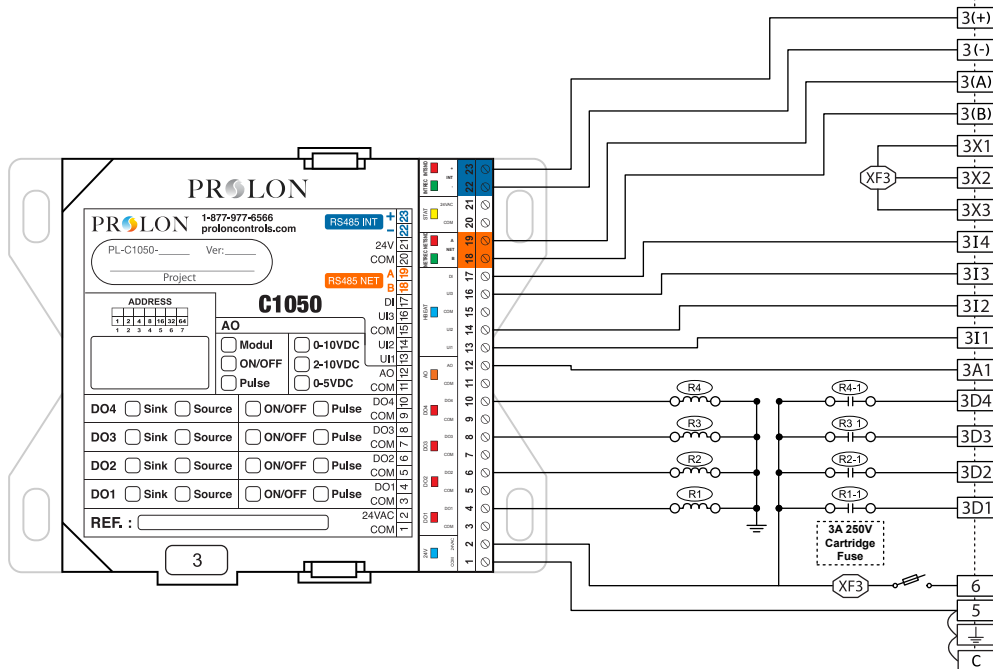
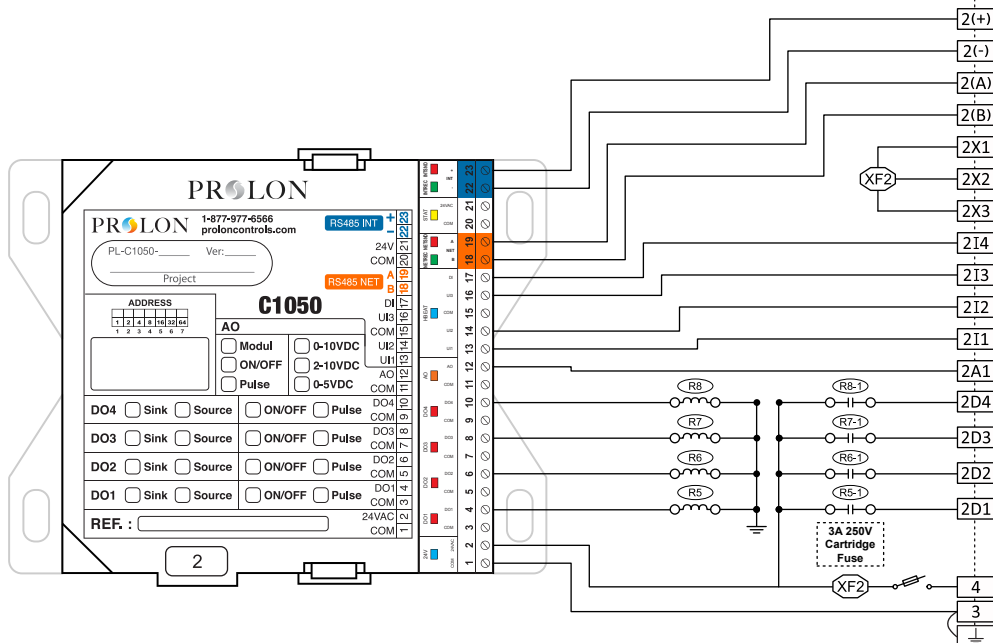
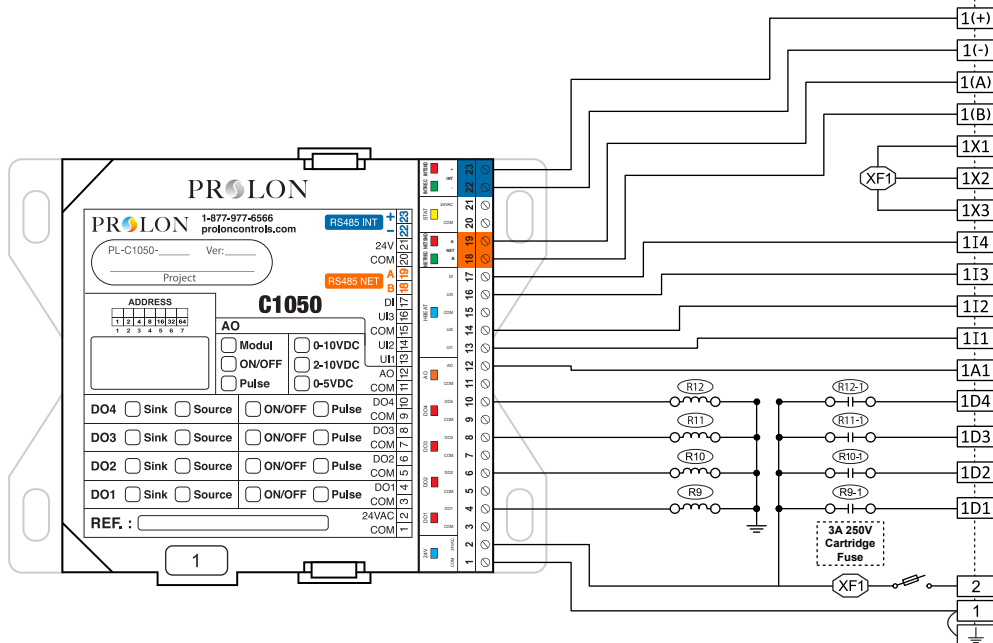
PL-PN3-4X-4X-4X

Internal Electrical Wiring Diagram

VERSION 1

Legend

R1 through R12 : Single pole, double throw relays
 XF1 through XF3: Interconnection carrying 24VAC
 -: Interconnection carrying INT B (-)
 +: Interconnection carrying INT A (+)



Field Wiring Details

ALL TERMINALS: Use Copper Conductors Only, 105°C/220°F, Maximum Torque Conductor Mounting: 0.5Nm

Terminal	Function	Ratings
	GROUND	N/A
1	Power Supply Input Common	N/A
2	Supply Input 24VAC (XF1)	24VAC, 3A, 60Hz
1D1	- Digital Output 1	24VAC, 300mA
1D2	- Digital Output 2	24VAC, 300mA
1D3	- Digital Output 3	24VAC, 300mA
1D4	- Digital Output 4	24VAC, 300mA
1A1	Analog Output 1	0-10VDC, 40mA
1I1	Universal Input 1	N/A
1I2	Universal Input 2	N/A
1I3	Universal Input 3	N/A
1I4	Digital Input (Dry Contact)	N/A
1X1	Power Supply 24VAC	24VAC, 3A, 60Hz
1X2	Power Supply 24VAC	24VAC, 3A, 60Hz
1X3	Power Supply 24VAC	24VAC, 3A, 60Hz
1(+)	C1050 RS485 INT (+)	N/A
1(-)	C1050 RS485 INT (-)	N/A
1(A)	C1050 RS485 NET (A)	N/A
1(B)	C1050 RS485 NET (B)	N/A
3	Power Supply Input Common	N/A
4	Supply Input 24VAC (XF2)	24VAC, 3A, 60Hz
2D1	- Digital Output 1	24VAC, 300mA
2D2	- Digital Output 2	24VAC, 300mA
2D3	- Digital Output 3	24VAC, 300mA
2D4	- Digital Output 4	24VAC, 300mA
2A1	Analog Output 1	0-10VDC, 40mA
2I1	Universal Input 1	N/A
2I2	Universal Input 2	N/A

Terminal	Function	Ratings
2I3	Universal Input 3	N/A
2I4	Digital Input (Dry Contact)	N/A
2X1	Power Supply 24VAC	24VAC, 3A, 60Hz
2X2	Power Supply 24VAC	24VAC, 3A, 60Hz
2X3	Power Supply 24VAC	24VAC, 3A, 60Hz
2(+)	C1050 RS485 INT (+)	N/A
2(-)	C1050 RS485 INT (-)	N/A
2(A)	C1050 RS485 NET (A)	N/A
2(B)	C1050 RS485 NET (B)	N/A
5	Power Supply Input Common	N/A
6	Supply Input 24VAC (XF3)	24VAC, 3A, 60Hz
3D1	- Digital Output 1	24VAC, 300mA
3D2	- Digital Output 2	24VAC, 300mA
3D3	- Digital Output 3	24VAC, 300mA
3D4	- Digital Output 4	24VAC, 300mA
3A1	Analog Output 1	0-10VDC, 40mA
3I1	Universal Input 1	N/A
3I2	Universal Input 2	N/A
3I3	Universal Input 3	N/A
3I4	Digital Input (Dry Contact)	N/A
3X1	Power Supply 24VAC	24VAC, 3A, 60Hz
3X2	Power Supply 24VAC	24VAC, 3A, 60Hz
3X3	Power Supply 24VAC	24VAC, 3A, 60Hz
3(+)	C1050 RS485 INT (+)	N/A
3(-)	C1050 RS485 INT (-)	N/A
3(A)	C1050 RS485 NET (A)	N/A
3(B)	C1050 RS485 NET (B)	N/A
C	COMMON	N/A