

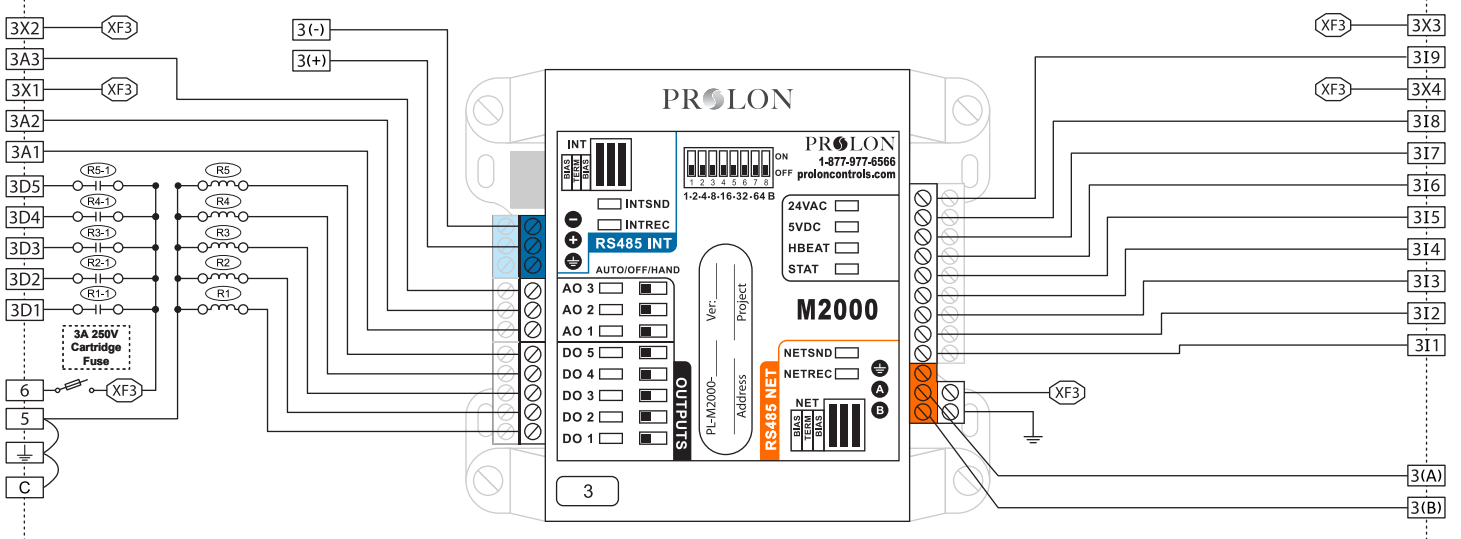
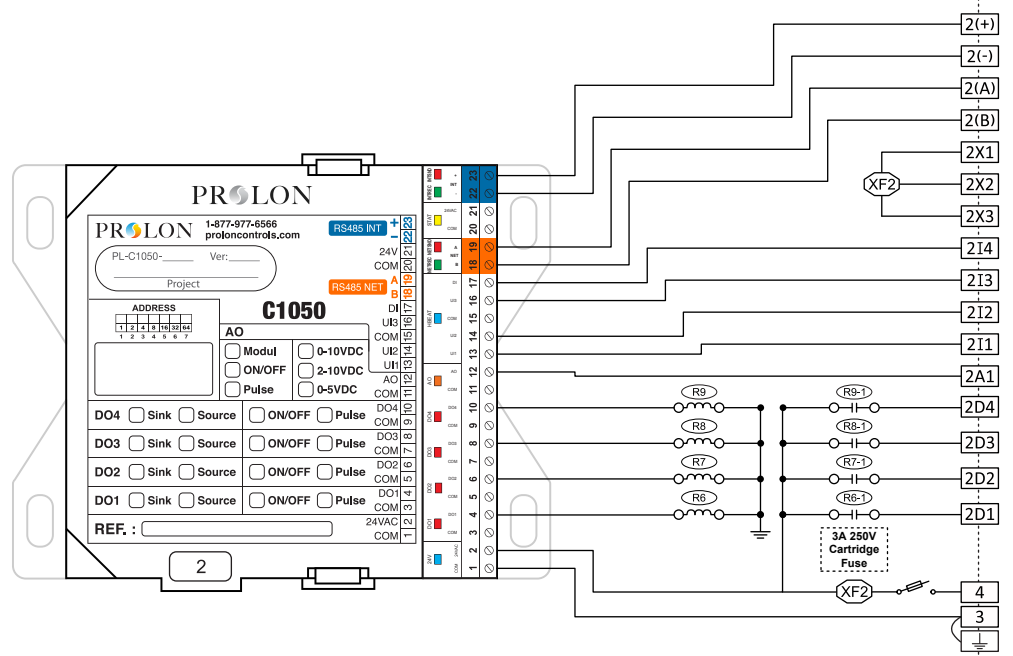
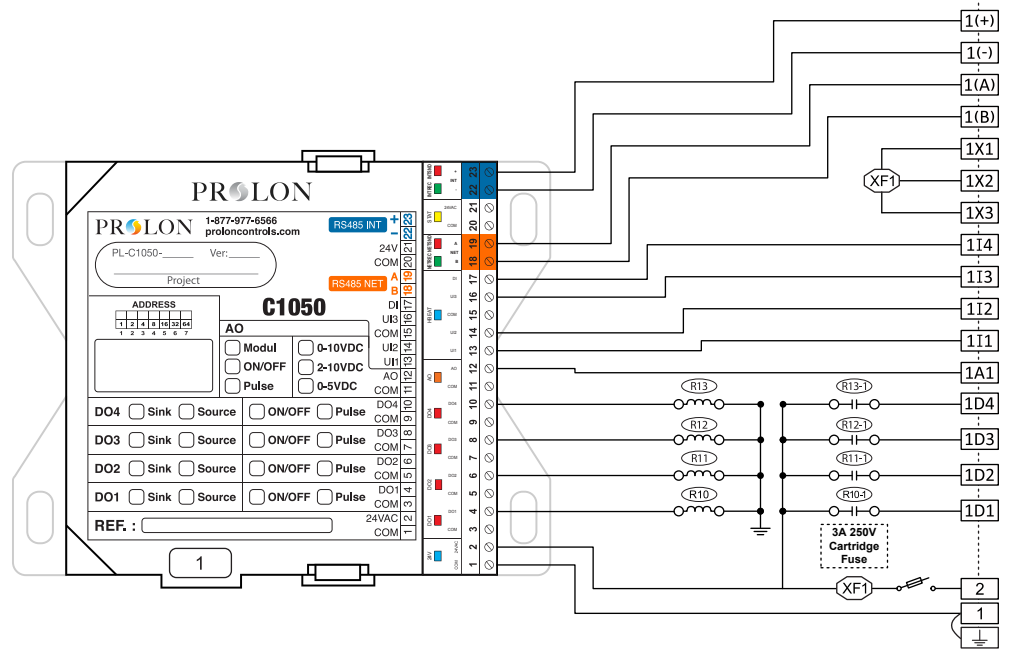
PL-PN3-4X-4X-7X

Internal Electrical Wiring Diagram

VERSION 1

Legend

R1 through R13 : Single pole, double throw relays
 XF1 through XF3: Interconnection carrying 24VAC
 -: Interconnection carrying INT B (-)
 +: Interconnection carrying INT A (+)



Field Wiring Details

ALL TERMINALS: Use Copper Conductors Only, 105°C/220°F, Maximum Torque Conductor Mounting: 0.5Nm

Terminal	Function	Ratings
⏚	GROUND	N/A
1	Power Supply Input Common	N/A
2	Supply Input 24VAC (XF1)	24VAC, 3A, 60Hz
1D1	(R10) - Digital Output 1	24VAC, 300mA
1D2	(R11) - Digital Output 2	24VAC, 300mA
1D3	(R12) - Digital Output 3	24VAC, 300mA
1D4	(R13) - Digital Output 4	24VAC, 300mA
1A1	Analog Output 1	0-10VDC, 40mA
1I1	Universal Input 1	N/A
1I2	Universal Input 2	N/A
1I3	Universal Input 3	N/A
1I4	Digital Input (Dry Contact)	N/A
1X1	Power Supply 24VAC	24VAC, 3A, 60Hz
1X2	Power Supply 24VAC	24VAC, 3A, 60Hz
1X3	Power Supply 24VAC	24VAC, 3A, 60Hz
1(+)	C1050 RS485 INT (+)	N/A
1(-)	C1050 RS485 INT (-)	N/A
1(A)	C1050 RS485 NET (A)	N/A
1(B)	C1050 RS485 NET (B)	N/A
3	Power Supply Input Common	N/A
4	Supply Input 24VAC (XF2)	24VAC, 3A, 60Hz
2D1	(R6) - Digital Output 1	24VAC, 300mA
2D2	(R7) - Digital Output 2	24VAC, 300mA
2D3	(R8) - Digital Output 3	24VAC, 300mA
2D4	(R9) - Digital Output 4	24VAC, 300mA
2A1	Analog Output 1	0-10VDC, 40mA
2I1	Universal Input 1	N/A
2I2	Universal Input 2	N/A
2I3	Universal Input 3	N/A
2I4	Digital Input (Dry Contact)	N/A
2X1	Power Supply 24VAC	24VAC, 3A, 60Hz
2X2	Power Supply 24VAC	24VAC, 3A, 60Hz
2X3	Power Supply 24VAC	24VAC, 3A, 60Hz

Terminal	Function	Ratings
2(+)	C1050 RS485 INT (+)	N/A
2(-)	C1050 RS485 INT (-)	N/A
2(A)	C1050 RS485 NET (A)	N/A
2(B)	C1050 RS485 NET (B)	N/A
5	Supply Input Common	N/A
6	Supply Input 24VAC (XF3)	24VAC, 3A, 60Hz
3D1	(R1) - Digital Output 1	24VAC, 300mA
3D2	(R2) - Digital Output 2	24VAC, 300mA
3D3	(R3) - Digital Output 3	24VAC, 300mA
3D4	(R4) - Digital Output 4	24VAC, 300mA
3D5	(R5) - Digital Output 5	24VAC, 300mA
3A1	Analog Output 1	0-10VDC, 40mA
3A2	Analog Output 2	0-10VDC, 40mA
3X1	Power Supply 24VAC	24VAC, 8.5VA
3A3	Analog Output 3	0-10VDC, 40mA
3X2	Power Supply 24VAC	24VAC, 5VA
3X3	Power Supply 24VAC	24VAC, 0.03A
3I9	Analog Input 9	5VDC, 20mA
3X4	Power Supply 24VAC	24VAC, 6.7VA
3I8	Analog Input 8	5VDC, 20mA
3I7	Analog Input 7	5VDC, 20mA
3I6	Analog Input 6	5VDC, 20mA
3I5	Analog Input 5	5VDC, 20mA
3I4	Analog Input 4	5VDC, 20mA
3I3	Analog Input 3	5VDC, 20mA
3I2	Analog Input 2	5VDC, 20mA
3I1	Analog Input 1	5VDC, 20mA
3(+)	M2000 RS485 INT A (+)	N/A
3(-)	M2000 RS485 INT B (-)	N/A
3(A)	M2000 RS485 NET A (+)	N/A
3(B)	M2000 RS485 NET B (-)	N/A
C	COMMON	N/A



1-877-9PROLON

www.proloncontrols.com

This device complies with Part 15 of the FCC Rules. Operation is subject to the following two conditions: (1) this device may not cause harmful interference, and (2) this device must accept any interference received, including interference that may cause undesired operation.

info@proloncontrols.com