

INSTALLATION GUIDE

Wiring Diagrams



REV 7.1.0
PL-INSTL-WIRING-EN



www.proloncontrols.com
1-877-977-6566
info@proloncontrols.com
17510 Rue Charles, Suite 100, Mirabel, QC, J7J 1X9



Table of Contents

1 - PL-M2000 Unit Controller + PL-VC2000 Zone Controller(s).....	3
2 - PL-NC2000 Network Controller + PL-M2000 Unit Controller(s).....	4
3 - PL-VC2000 Zone Controller + Digital Wall Sensor.....	5
4 - PL-M2000 Single-Zone Unit Controller + Digital Wall Sensor.....	6
5 - PL-C1000 Single-Zone Controller + Digital Wall Sensor.....	7

REV 7.1.0

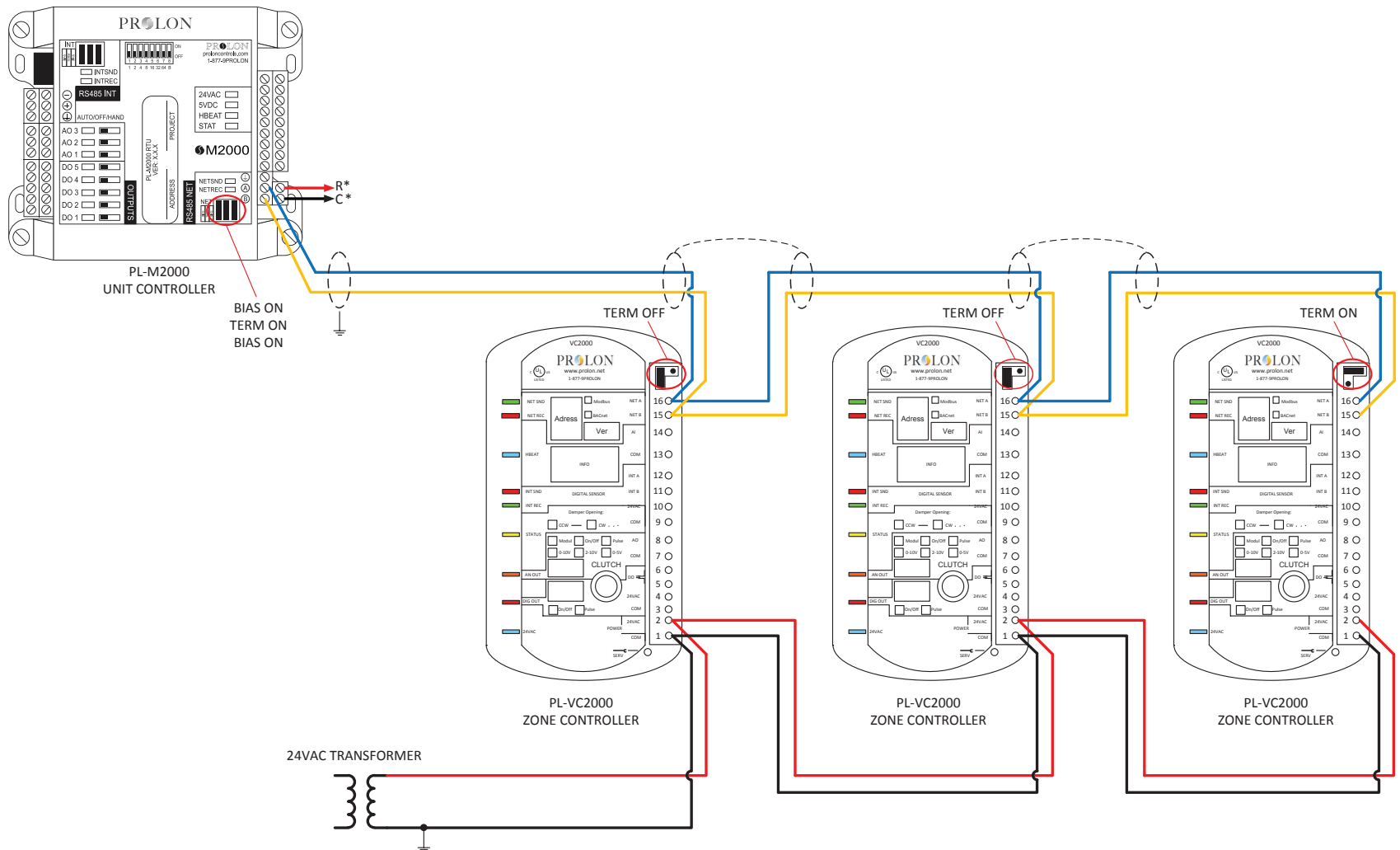
PL-INSTL-WIRING-EN

© Copyright 2018 ProLon. All rights reserved.

No part of this document may be photocopied or reproduced by any means, or translated to another language without prior written consent of ProLon. All specifications are nominal and may change as design improvements are introduced. ProLon shall not be liable for damages resulting from misapplication or misuse of its products. All trademarks are the property of their respective owners.



1 - PL-M2000 Unit Controller + PL-VC2000 Zone Controller(s)



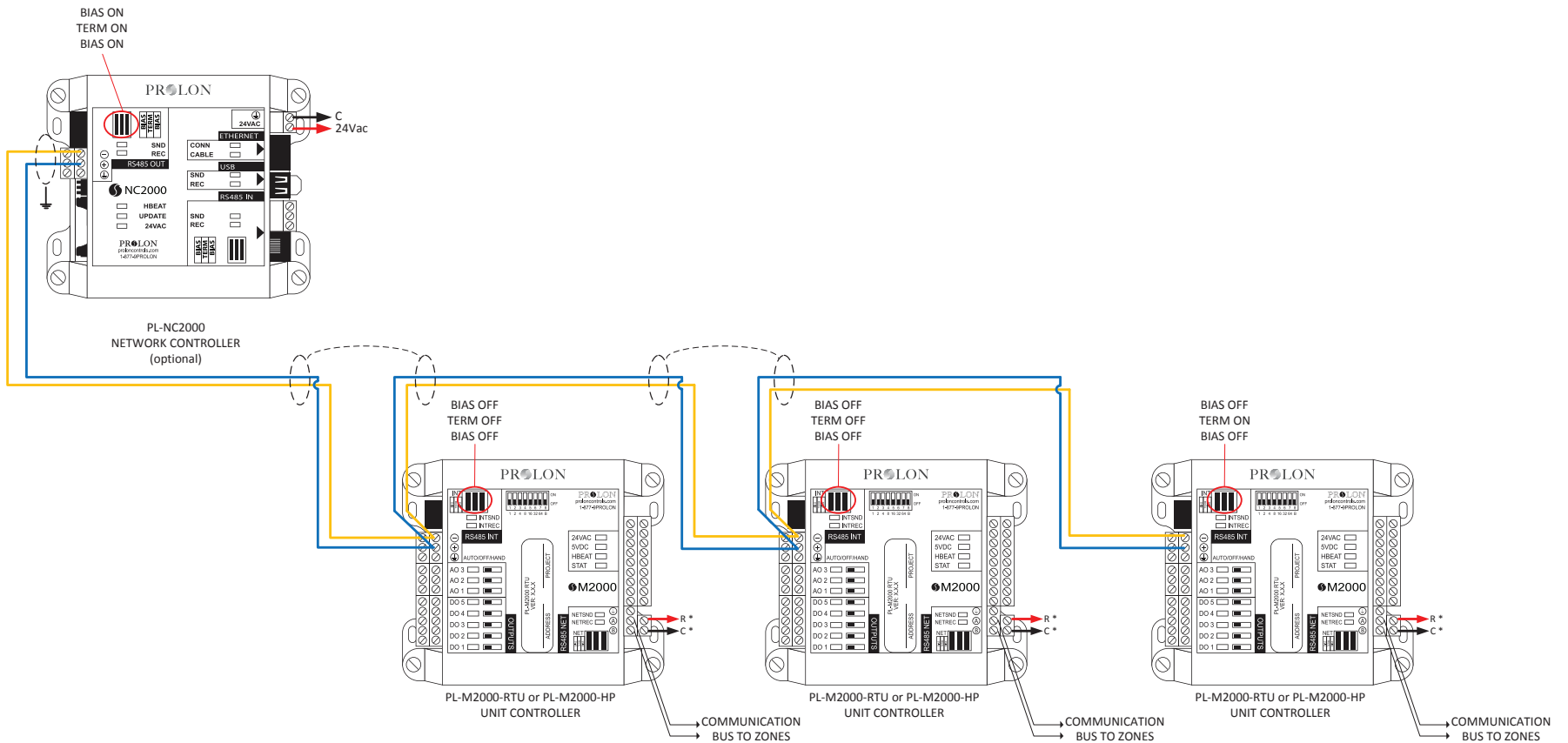
Recommended wiring for communication: #24/2, stranded, twisted and shielded, low-capacitance.

Recommended wiring for 24vac supply: #18/2, stranded.

**Connect "24VAC" and "C" terminals to "R" and "C" terminals respectively on A/C control board.*



2 - PL-NC2000 Network Controller + PL-M2000 Unit Controller(s)



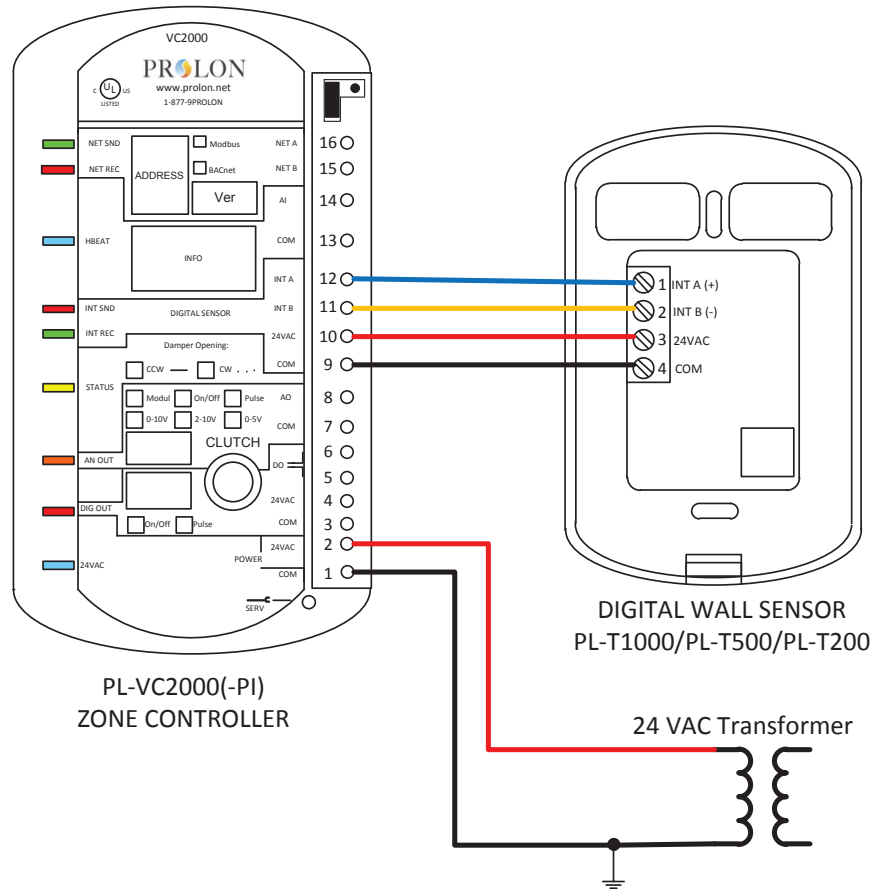
Recommended wiring for communication: #24/2, stranded, twisted and shielded, low-capacitance.

Recommended wiring for 24vac supply: #18/2, stranded.

**Connect "24VAC" and "C" terminals to "R" and "C" terminals respectively on A/C control board.*



3 - PL-VC2000 Zone Controller + Digital Wall Sensor

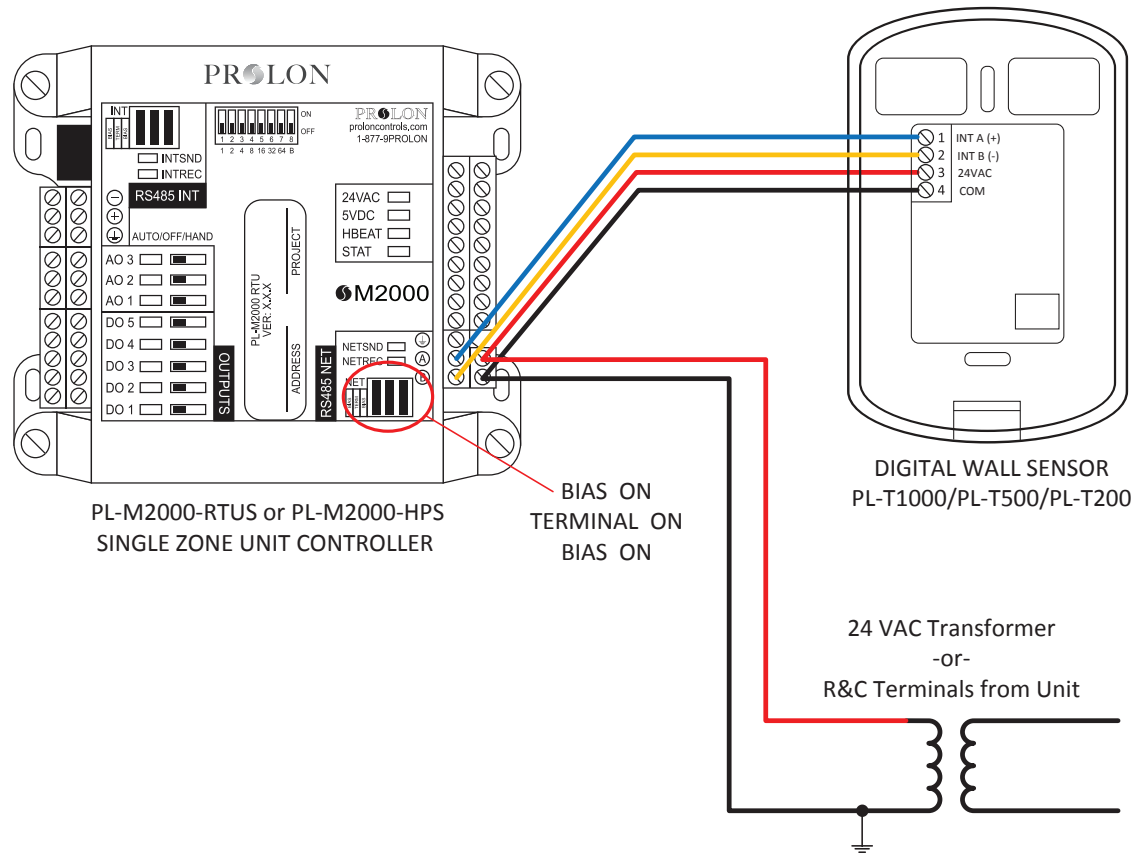


Recommended wiring for communication: #24/2, stranded, twisted and shielded, low-capacitance.

Recommended wiring for 24vac supply: #18/2, stranded.



4 - PL-M2000 Single-Zone Unit Controller + Digital Wall Sensor



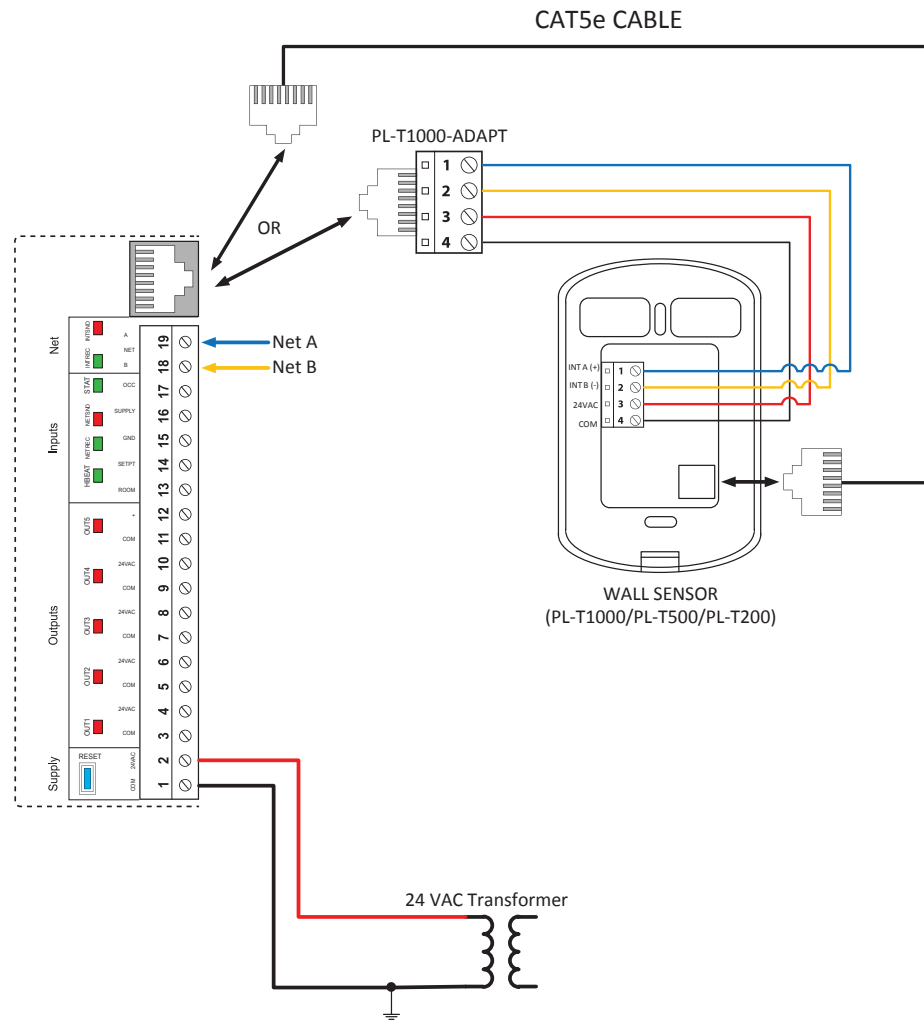
Recommended wiring for communication: #24/2, stranded, twisted and shielded, low-capacitance.

Recommended wiring for 24vac supply: #18/2, stranded.

**Connect "24VAC" and "C" terminals to "R" and "C" terminals respectively on A/C control board.*



5 - PL-C1000 Single-Zone Controller + Digital Wall Sensor



Recommended wiring for communication and 24vac supply:
CAT5e cable + RJ45 connectors **-OR-** #18/4, stranded + PL-T1000-ADAPT